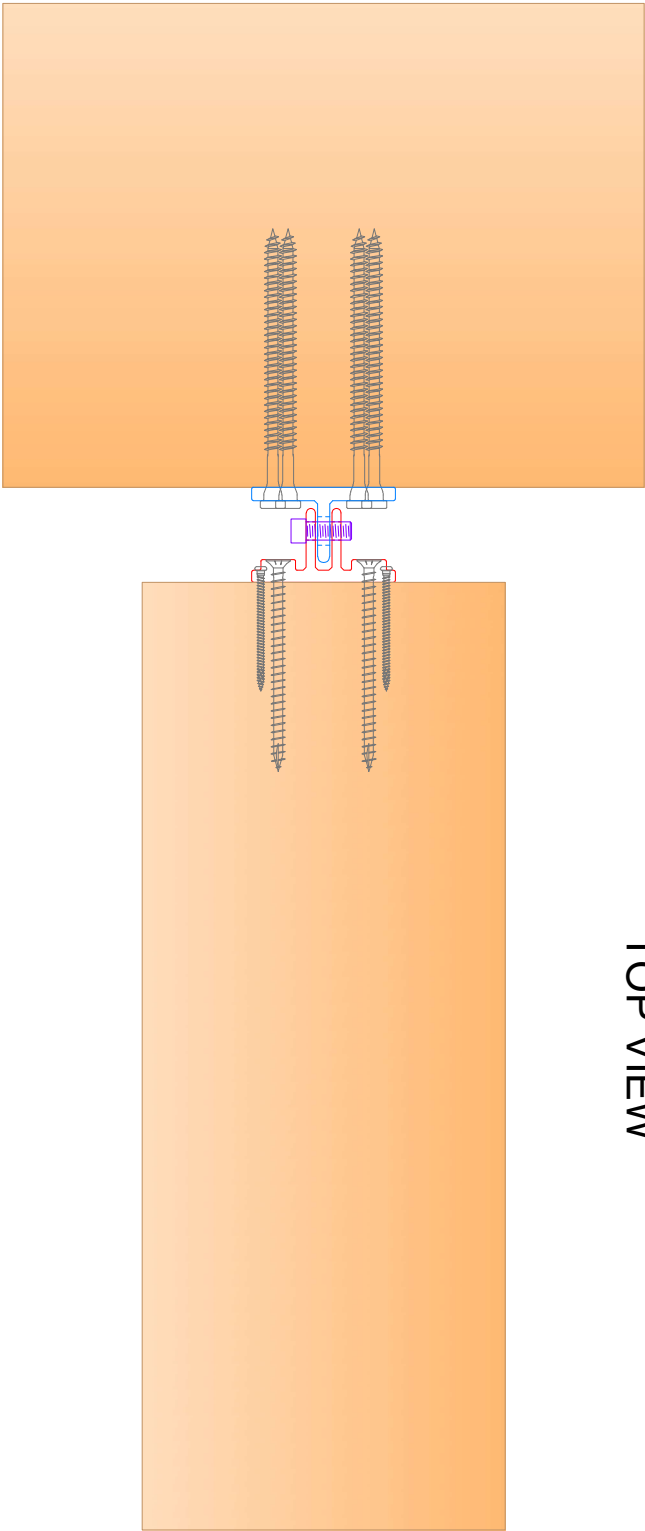


1. VISIBLE CONNECTION | INCLINED VGS SCREWS ON JOIST

1A. HP EXPOSED CONNECTION ON HEADER | JVG ON JOIST

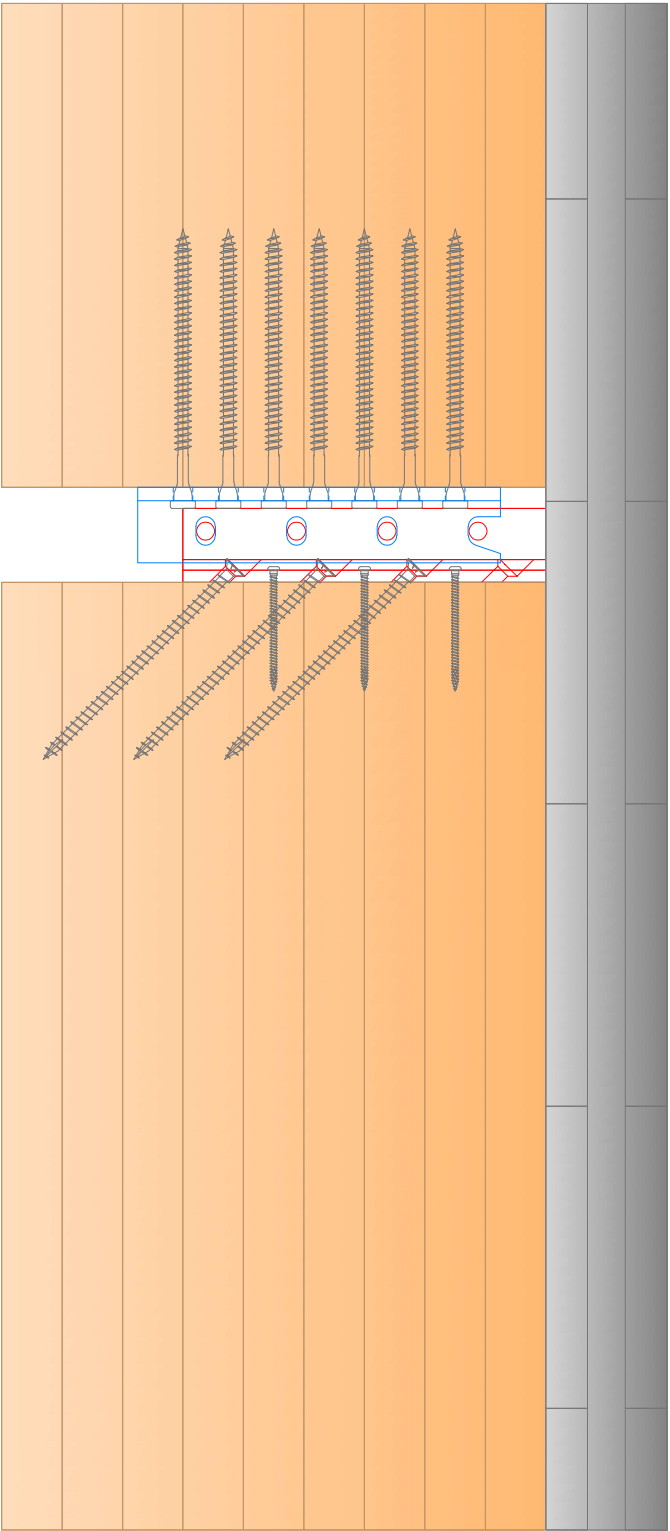
TOP DOWN

TOP VIEW

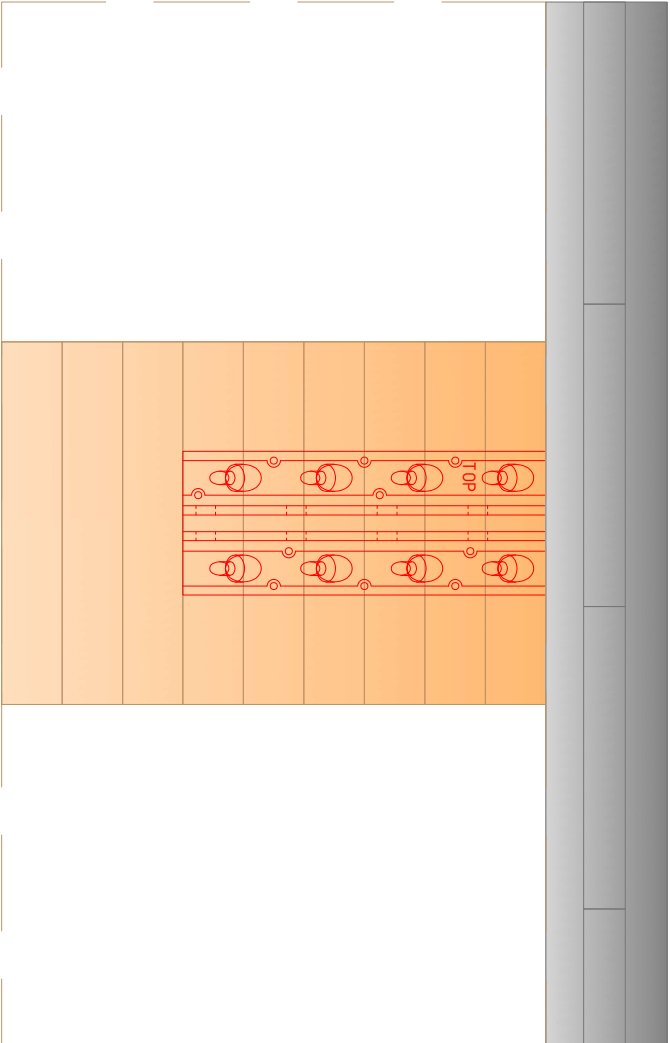


| SCREWS (NOT INCLUDED) | |
|-------------------------|----------------------|
| TYPE | CODE |
| BEAM CONNECTOR - HEADER | ALUMEGA240HP |
| SCREWS - HEADER | HBSP110x100÷180 |
| POSITIONING SCREWS | LBSHEVO 5x80÷120 |
| BEAM CONNECTOR - JOIST | ALUMEGA240JVG |
| INCLINED SCREWS - JOIST | VGS9x160÷240+JIGVGS9 |
| POSITIONING SCREWS | LBSHEVO 5x80÷120 |
| FASTENING | MEGABOLT |

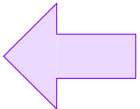
SIDE VIEW



FRONT VIEW



TOP DOWN INSTALLATION



| | | | | | | | | | | | |
|------------------------|---------------|--|--|--|------------|----|--------|------------|-----------|------------------------------|-----------|
| Object: | ALUMEGA | | | | Rev: | 01 | Date: | 22.01.2026 | Object: | Technical connection details | |
| | | | | | | | | | | | |
| | Product code: | | | | Author: | | Check: | | Approval: | | |
| | ALUMEGA240 | | | | A.G. | | A.D.P. | | A.D.P. | | |
| | doc. ref. no: | | | | Signature: | | | | Scale: | 1: 5 | Language: |
| 1A - ALUMEGA240_HP-JVG | | | | | | | | | | | |